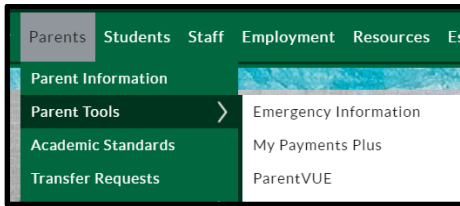


# Setting Up Parentvue and Accessing Student Login Information (student's username and password for Chromebook)

1. Go to D51schools.org <https://d51schools.org/>



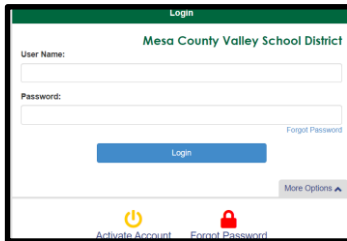
2. Click on the **Parents** tab. Click on the **parent tools**, and then to the ParentVUE



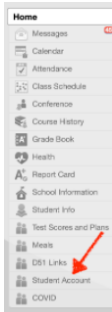
3. Click on the **parent tab**



4. To **set up** your account, click on the more options tab, select **activate account**, then follow the directions to set up your ParentVue



5. Click on **Student Account** on the left side of the screen.



6. Click **Student Account Details** and you will see your child's **username, password** and e-mail address

