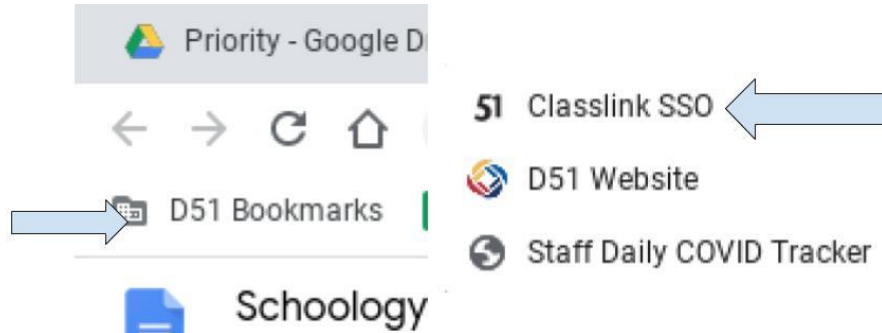


How to Login to Schoology

Instructions to access Schoology on a District Chromebook:

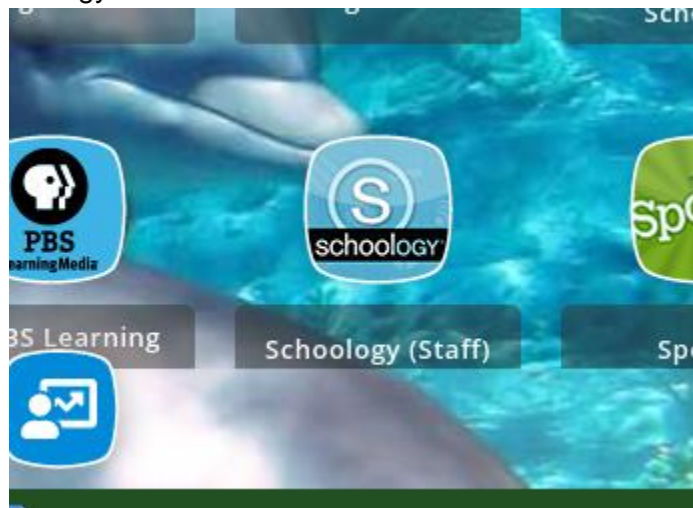
1. Sign into the Chromebook and open the Chrome Browser
2. In the upper left corner, click on the D51 Bookmarks and then select Classlink SSO



3. You will see a screen that asks you to sign in



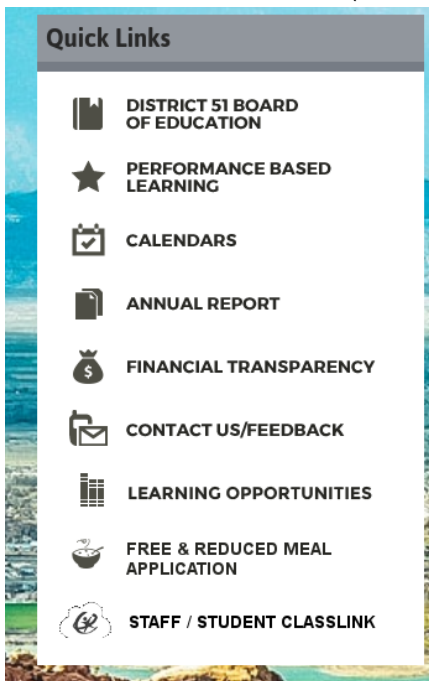
4. You may be asked to enter your login information: (username@d51schools.org and your password)
5. Locate the Schoology icon



6. You are ready to go

How to access Schoology from any other device:

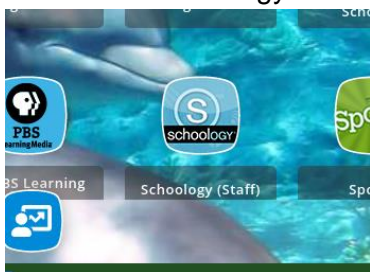
1. Go to the District 51 homepage (<https://d51schools.org/>)
2. Scroll down to Quick links (bottom left) and locate the Classlink Login



3. Sign in with your school email and password



4. Locate the Schoology icon



5. You are ready to go