

# Spencer Valley Elementary

## California Department of Education School Accountability Report Card Reported Using Data from the 2016-17 School Year

By February 1 of each year, every school in California is required by state law to publish a School Accountability Report Card (SARC). The SARC contains information about the condition and performance of each California public school. Under the Local Control Funding Formula (LCFF) all local educational agencies (LEAs) are required to prepare a Local Control and Accountability Plan (LCAP), which describes how they intend to meet annual school-specific goals for all pupils, with specific activities to address state and local priorities. Additionally, data reported in an LCAP is to be consistent with data reported in the SARC.

- For more information about SARC requirements, see the California Department of Education (CDE) SARC Web page at <http://www.cde.ca.gov/ta/ac/sa/>.
- For more information about the LCFF or LCAP, see the CDE LCFF Web page at <http://www.cde.ca.gov/fq/aa/lc/>.
- For additional information about the school, parents/guardians and community members should contact the school principal or the district office.

### DataQuest

DataQuest is an online data tool located on the [CDE DataQuest Web page](#) that contains additional information about this school and comparisons of the school to the district and the county. Specifically, DataQuest is a dynamic system that provides reports for accountability (e.g., test data, enrollment, high school graduates, dropouts, course enrollments, staffing, and data regarding English learners).

### Internet Access

Internet access is available at public libraries and other locations that are publicly accessible (e.g., the California State Library). Access to the Internet at libraries and public locations is generally provided on a first-come, first-served basis. Other use restrictions may include the hours of operation, the length of time that a workstation may be used (depending on availability), the types of software programs available on a workstation, and the ability to print documents.

## Julie Z. Weaver, Principal

 Principal, Spencer Valley Elementary

### About Our School

Spencer Valley School blends the traditional values and personalized environment of the 19th century schoolhouse with current technology, and understanding of human potential, to create a model school for the 21st century.

A one-school district, Spencer Valley Elementary is nestled in Wynola Valley at the foot of Volcan Mountain, in northeast San Diego County, 4 miles from the historic town of Julian.

With a student population of 45 and a staff which includes a superintendent/principal, 4 full time classroom teachers, a part time school psychologist and a specialist in technology, students receive individualized instruction. Students learn to be responsible for their own learning, behavior, and to the school community.

### Contact

*Spencer Valley Elementary  
4414 Highway 78 and 79  
Santa Ysabel, CA 92070-0159*

*Phone: 760-765-0336  
E-mail: [spencervalley@svesd.net](mailto:spencervalley@svesd.net)*

# About This School

## Contact Information (School Year 2017-18)

District Contact Information (School Year 2017-18)	
<b>District Name</b>	Spencer Valley Elementary
<b>Phone Number</b>	(760) 765-0336
<b>Superintendent</b>	Julie Z. Weaver
<b>E-mail Address</b>	<a href="mailto:julie@svesd.net">julie@svesd.net</a>
<b>Web Site</b>	<a href="http://svesd.net">http://svesd.net</a>

School Contact Information (School Year 2017-18)	
<b>School Name</b>	Spencer Valley Elementary
<b>Street</b>	4414 Highway 78 and 79
<b>City, State, Zip</b>	Santa Ysabel, Ca, 92070-0159
<b>Phone Number</b>	760-765-0336
<b>Principal</b>	Julie Z. Weaver, Principal
<b>E-mail Address</b>	<a href="mailto:spencervalley@svesd.net">spencervalley@svesd.net</a>
<b>Web Site</b>	<a href="http://svesd.net">http://svesd.net</a>
<b>County-District-School (CDS) Code</b>	37684036040554

*Last updated: 2/1/2018*

## School Description and Mission Statement (School Year 2017-18)

### ASSETS

Differentiated learning ties to California State Academic Standards

Approximates 1 teacher for every 11 students

Muti-age grouping, modern classrooms, library, creative arts/mult-purpose room

Networked technology lab with full internet access - 1 computer for every student grade 3-8, 1-2 computers for students grades 1-2 and 1 Ipad for every student TK-K

Historic one-room schoolhouse, bell tower, courtyard garden, waterfall and pond

4 acres of play area with grass, boulders, live oak trees, play equipment, and ball court

Shakespearean and student-written drama productions

Visual arts program

Children's garden program

Wholesome meals made from scratch

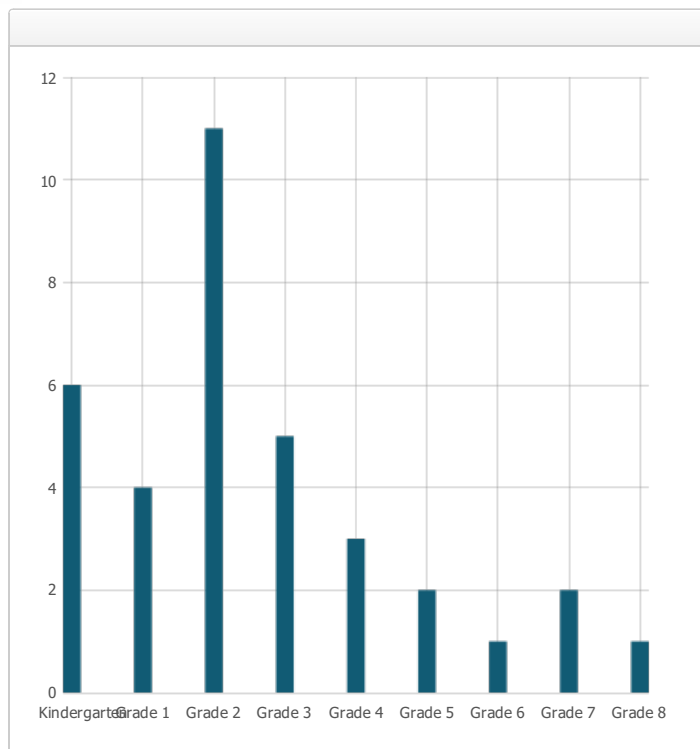
**MISSION STATEMENT**

Spencer Valley School is a public elementary school which provides a comprehensive education, in a safe, nurturing environment. Students develop the high academic skills, self confidence and resourcefulness necessary to approach life with optimism, live it with integrity, and be a positive difference in the world.

*Last updated: 2/1/2018*

### Student Enrollment by Grade Level (School Year 2016-17)

Grade Level	Number of Students
Kindergarten	6
Grade 1	4
Grade 2	11
Grade 3	5
Grade 4	3
Grade 5	2
Grade 6	1
Grade 7	2
Grade 8	1
<b>Total Enrollment</b>	<b>35</b>



Last updated: 2/1/2018

### Student Enrollment by Student Group (School Year 2016-17)

Student Group	Percent of Total Enrollment
Black or African American	0.0 %
American Indian or Alaska Native	0.0 %
Asian	0.0 %
Filipino	0.0 %
Hispanic or Latino	14.3 %
Native Hawaiian or Pacific Islander	0.0 %
White	71.4 %
Two or More Races	14.3 %
Other	0.0 %
Student Group (Other)	Percent of Total Enrollment
Socioeconomically Disadvantaged	34.3 %
English Learners	8.6 %
Students with Disabilities	5.7 %
Foster Youth	0.0 %

Last updated: 2/1/2018

## A. Conditions of Learning

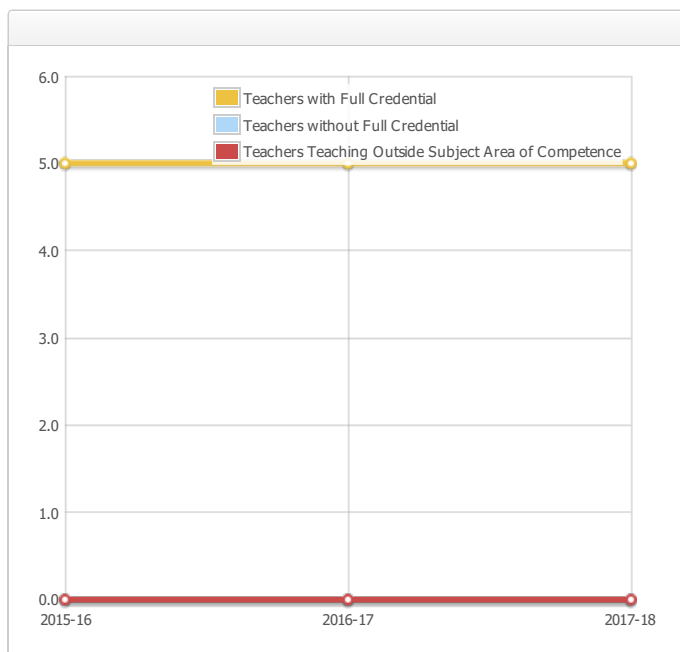
### State Priority: Basic

The SARC provides the following information relevant to the State priority: Basic (Priority 1):

- Degree to which teachers are appropriately assigned and fully credentialed in the subject area and for the pupils they are teaching;
- Pupils have access to standards-aligned instructional materials; and
- School facilities are maintained in good repair

#### Teacher Credentials

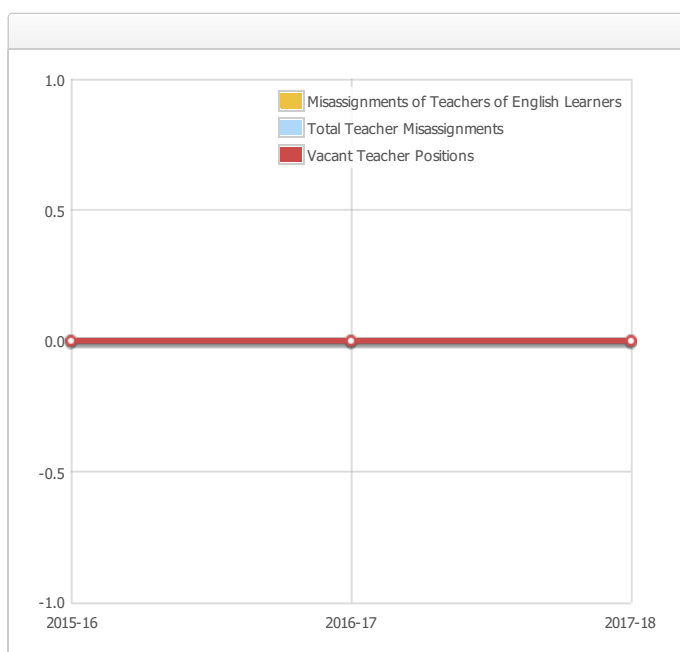
Teachers	School			District
	2015-16	2016-17	2017-18	2017-18
With Full Credential	5	5	5	5
Without Full Credential	0	0	0	0
Teachers Teaching Outside Subject Area of Competence (with full credential)	0	0	0	0



Last updated: 2/1/2018

#### Teacher Misassignments and Vacant Teacher Positions

Indicator	2015-16	2016-17	2017-18
Misassignments of Teachers of English Learners	0	0	0
Total Teacher Misassignments*	0	0	0
Vacant Teacher Positions	0	0	0



Note: "Misassignments" refers to the number of positions filled by teachers who lack legal authorization to teach that grade level, subject area, student group, etc.

\* Total Teacher Misassignments includes the number of Misassignments of Teachers of English Learners.

Last updated: 2/1/2018

**Quality, Currency, Availability of Textbooks and Instructional Materials (School Year 2017-18)**

Year and month in which the data were collected: January 2018

<b>Subject</b>	<b>Textbooks and Instructional Materials/year of Adoption</b>	<b>From Most Recent Adoption?</b>	<b>Percent Students Lacking Own Assigned Copy</b>
Reading/Language Arts	<p>California Wonders, McGraw Hill Education, Grade K-6</p> <p>California Wonders ELD, McGraw Hill Education, Grade K-6</p> <p>California Collections, Houghton Mifflin Harcourt, Grade 7-8</p> <p>Units of Study in Opinion, Information, and Narrative Writing, Lucy Calkins K</p> <p>Phonics, Pearson, Grades K-6</p> <p>Daybook of Critical Reading &amp; Writing, Houghton Mifflin Harcourt, Grades 3-8</p>	Yes	0.0 %
Mathematics	<p>Everyday Mathematics, McGraw Hill Education, Grades Pre-K-6</p> <p>CPM (College Preparatory Mathematics), CPM Educational Program, Grades 7-8</p>	Yes	0.0 %
Science	<p>California Science, Harcourt School Publishers, Grades K-6</p> <p>Glencoe Science, McGraw Hill, Grade 7-8</p> <p>Mystery Science, Grade K-5</p>	No	0.0 %
History-Social Science	<p>California Vistas, Macmillan/McGraw -Hill, Grades K-2</p> <p>California Communities, MacMillan/McGraw Hill, Grade 3</p> <p>Our Golden State, MacMillan/McGraw Hill, Grade 4</p> <p>Making a New Nation, Macmillan/McGraw -Hill, Grade 5</p> <p>A History of US, Oxford University Press, Grade 5 and 8</p> <p>The World in Ancient Times, Oxford University Press, Grade 6</p> <p>The Medieval and Early Modern World, Oxford University Press, Grades 7-8</p>	No	0.0 %
Foreign Language	<p>Foundations for K-12, Rosetta Stone, Grades K-6 ELL</p> <p>Foundations for K-12, Rosetta Stone, Grades 7-8</p>		0.0 %
Health	<p>The district adopted curriculum for the HIV/ST D Prevention Education. Written</p> <p>by UCSF, available through American Red Cross</p>	Yes	0.0 %

Visual and Performing Arts		No	0.0 %
	District adopted district designed alternate program in July 2009.		
	District participated in training for the National Core Art Standards.		
Science Lab Eqpmt (Grades 9-12)	N/A	N/A	0.0 %

Note: Cells with N/A values do not require data.

*Last updated: 2/1/2018*

## School Facility Conditions and Planned Improvements

School indoor and outdoor environments are clean and well maintained. Roofing, carpet, interior and exterior paint, and fire system were replaced in the summer of 2017. In the summer of 2018, Prop 39 funding will allow upgrades to HVAC and lighting for energy efficiency. Ceilings and bathrooms will be renovated and water treatment system is scheduled to be replaced.

*Last updated: 2/1/2018*

## School Facility Good Repair Status

Year and month of the most recent FIT report: January 2018

System Inspected	Rating	Repair Needed and Action Taken or Planned
Systems: Gas Leaks, Mechanical/HVAC, Sewer	Good	
Interior: Interior Surfaces	Good	
Cleanliness: Overall Cleanliness, Pest/Vermin Infestation	Good	
Electrical: Electrical	Good	
Restrooms/Fountains: Restrooms, Sinks/Fountains	Poor	Restroom lighting and sinks will be replaced in the summer of 2018 using Prop 39 funding.
Safety: Fire Safety, Hazardous Materials	Good	
Structural: Structural Damage, Roofs	Good	
External: Playground/School Grounds, Windows/Doors/Gates/Fences	Good	

## Overall Facility Rate

Year and month of the most recent FIT report: January 2018

Overall Rating	Good
----------------	------

*Last updated: 2/1/2018*



## B. Pupil Outcomes

### State Priority: Pupil Achievement

The SARC provides the following information relevant to the State priority: Pupil Achievement (Priority 4):

- **Statewide assessments** (i.e., California Assessment of Student Performance and Progress [CAASPP] System, which includes the Smarter Balanced Summative Assessments for students in the general education population and the California Alternate Assessments [CAAs] for English language arts/literacy [ELA] and mathematics given in grades three through eight and grade eleven. Only eligible students may participate in the administration of the CAAs. CAAs items are aligned with alternate achievement standards, which are linked with the Common Core State Standards [CCSS] for students with the most significant cognitive disabilities); and
- The percentage of students who have successfully completed courses that satisfy the requirements for entrance to the University of California and the California State University, or career technical education sequences or programs of study.

## State Priority: Other Pupil Outcomes

The SARC provides the following information relevant to the State priority: Other Pupil Outcomes (Priority 8):

- Pupil outcomes in the subject area of physical education

## C. Engagement

# State Priority: Parental Involvement

The SARC provides the following information relevant to the State priority: Parental Involvement (Priority 3):

- Efforts the school district makes to seek parent input in making decisions for the school district and each schoolsite

### Opportunities for Parental Involvement (School Year 2017-18)

#### FAMILY ENGAGEMENT

Spencer Valley Elementary School District creates a high level of family engagement to build capacity within our school families and extended community.

We provide:

- Training and opportunities for adults and student representatives to collaborate in curricular, safety, and budgetary decision making during Site Advisory Council and Local Control Accountability Plan Parent Advisory Committee meetings
- Opportunities for instructional decision making (text book adoptions)
- Surveys to collect information from all groups

Together we identify and implement new ideas, monitor and evaluate our successes, and make any needed changes each year in:

- Goals to support achievement targets
- Remedial programs (homework, summer extended learning, and tutoring)
- Social/emotional supports and attendance targets
- Enrichment activities and partnerships

Parents, family, and community members have opportunities to become:

- Classroom volunteers
- Field trip chaperones or guest speakers,
- Attendees of the Running Club, Gardening or Science programs, Fall Festival, Winter Season of Giving, Shakespeare performances and dinner theater, Balboa Park Student Shakespeare Festival, Mother's and Father's day events and Tacky Day (to name a few)

So far this school year, over 90% of families have been present for Back to School Night and parent conferences.

Other parent education events scheduled for the year are:

- Family Math Skills
  
- On-line Safety and Digital Citizenship
  
- History-Social Science textbook review and adoption meetings.

## State Priority: Pupil Engagement

*Last updated: 2/1/2018*

The SARC provides the following information relevant to the State priority: Pupil Engagement (Priority 5):

- High school dropout rates; and
- High school graduation rates

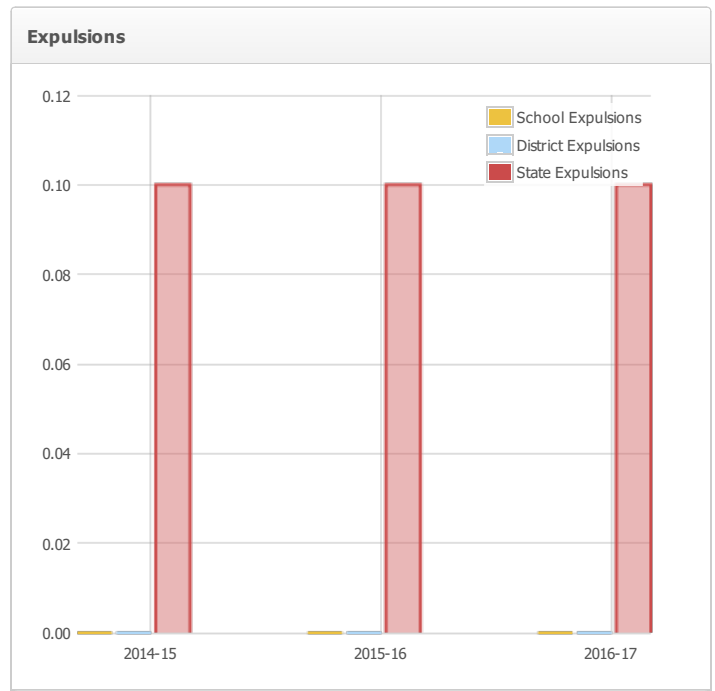
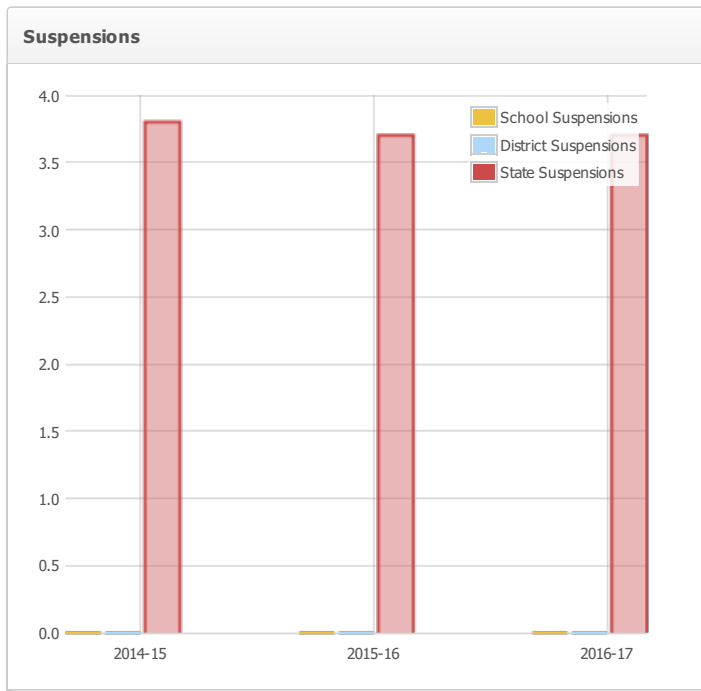
# State Priority: School Climate

The SARC provides the following information relevant to the State priority: School Climate (Priority 6):

- Pupil suspension rates;
- Pupil expulsion rates; and
- Other local measures on the sense of safety

## Suspensions and Expulsions

Rate	School			District			State		
	2014-15	2015-16	2016-17	2014-15	2015-16	2016-17	2014-15	2015-16	2016-17
Suspensions	0.0%	0.0%	0.0%	0.0%	0.0%	0.0%	3.8%	3.7%	3.7%
Expulsions	0.0%	0.0%	0.0%	0.0%	0.0%	0.0%	0.1%	0.1%	0.1%



Last updated: 2/1/2018

## School Safety Plan (School Year 2017-18)

The school safety protocols are reviewed and updated by October with staff and local law enforcement. Parents are updated on proposed changes to the plan during Back to School Night, Board Meetings, School Advisory Council, and Local Control Accountability Plan Parent Advisory Group meetings. Staff and students participate in safety drills throughout the year. All staff is CPR/First Aide trained. Plans and resolutions were reviewed to incorporate the most recent data for active shooter protocols, and mandatory purple/red flag power de-energization when high wind conditions creating fire danger is present.

Last updated: 2/1/2018

## D. Other SARC Information

The information in this section is required to be in the SARC but is not included in the state priorities for LCFF.

### Expenditures Per Pupil and School Site Teacher Salaries (Fiscal Year 2015-16)

Page would not save the information put into required fields.

Level	Total Expenditures Per Pupil	Expenditures Per Pupil (Restricted)	Expenditures Per Pupil (Unrestricted)	Average Teacher Salary
School Site	\$26880.0	\$14061.0	\$12819.0	\$59462.0
District	N/A	N/A	\$12819.0	\$59462.0
Percent Difference – School Site and District	N/A	N/A	0.0%	0.0%
State	N/A	N/A	\$6574.0	\$61939.0
Percent Difference – School Site and State	N/A	N/A	64.4%	-4.1%

Note: Cells with N/A values do not require data.

*Last updated: 2/1/2018*

**Types of Services Funded (Fiscal Year 2016-17)**

**Spencer Valley School offers the following services for qualifying students:**

Special Education (speech and in-class consultation)

Early intervention reading

After School one-on-one intervention

Group study hour - "Homework Club"

English Language Learner Program

Peer Educators and Tutors Program

Shakespeare/Theatre Experience

*Last updated: 2/1/2018*

**Teacher and Administrative Salaries (Fiscal Year 2015-16)**

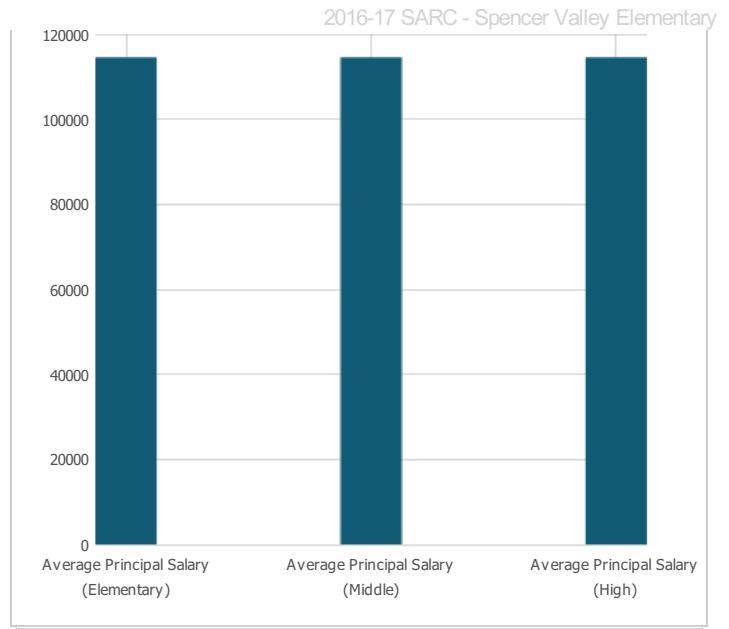
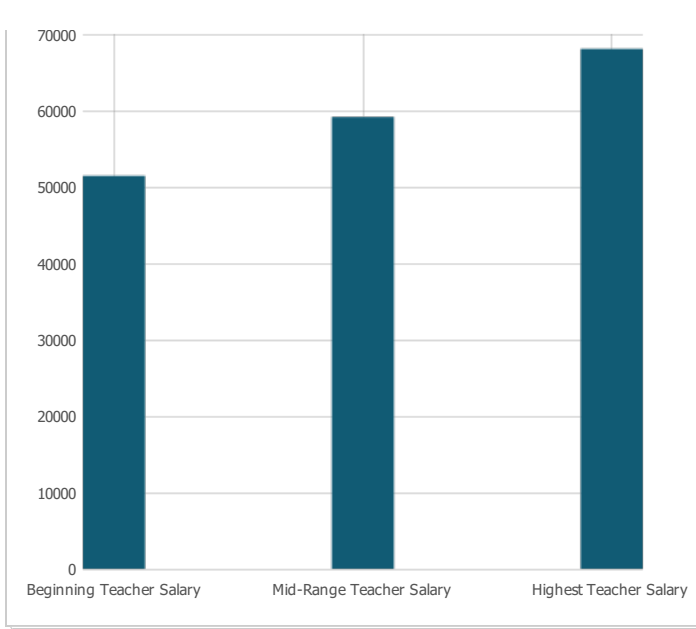
Page wouldn't save amounts entered.

Category	District Amount	State Average For Districts In Same Category
Beginning Teacher Salary	\$51,454	\$42,598
Mid-Range Teacher Salary	\$59,162	\$62,232
Highest Teacher Salary	\$68,070	\$80,964
Average Principal Salary (Elementary)	\$114,525	\$102,366
Average Principal Salary (Middle)	\$114,525	\$104,982
Average Principal Salary (High)	\$114,525	\$
Superintendent Salary	\$114,525	\$117,868
Percent of Budget for Teacher Salaries	18.0%	32.0%
Percent of Budget for Administrative Salaries	1.0%	7.0%

For detailed information on salaries, see the CDE Certificated Salaries & Benefits Web page at <http://www.cde.ca.gov/ds/fd/cs/>.

**Teacher Salary Chart**

**Principal Salary Chart**



*Last updated: 2/1/2018*

## Professional Development

All members of teaching staff are afforded the opportunity to participate in district and site sponsored professional development that can take place in a series, a semester, a year long study, or consultation and coaching to support a variety of professional development needs. Included this year are: the study of effective instructional strategies for vocabulary acquisition, Bringing Integrated and Designated English Language Development to Life, Balanced Literacy (book study - emphasis on Shared Reading and Guided Reading), History/Social Studies adoption meetings, on-site coaching and observation of demo lessons for ELD and Balanced Literacy techniques, writing and mathematics strategies, effective use of assessments and ELPAC training, inclusion strategies, and consultation for positive discipline techniques in the classroom. Training will continue in California Wonders from McGraw Hill and Lucy Calkins Units of Study in Opinion, Information, and Narrative Writing.

*Last updated: 2/1/2018*