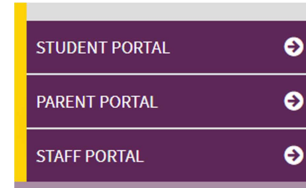


Please follow these instructions to access XELLO and choose your courses for next year:

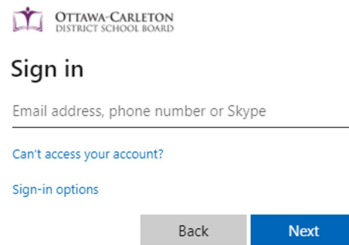
1. Go to www.ocdsb.ca and click on STUDENT PORTAL




2. Click on LOGIN NOW




3. Enter your school email and password



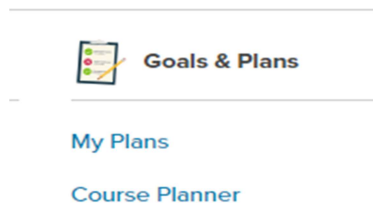
4. Click on GRADE 7-12



5. Click on XELLO (on the bottom right)



6. Under Goals and Plans (right side), click on COURSE PLANNER



7. Ensure that your school is *Sir Wilfrid Laurier*. Choose the grade column for next year, click on boxes to add courses; **blue boxes** are MANDATORY courses, others are ELECTIVES. More information will be provided during option sheet presentations.